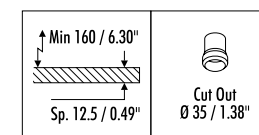
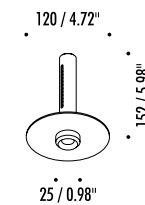


19190003	STANDARD DIM 1-10 V - PUSH	MAX 500 mA DC - 5,6 W LED - 3000K - 630 lm VISIBLE HOLE Ø 25 mm - LUMINAIRE REMOVABLE FOR MAINTENANCE COMPULSORY INSTALLATION KIT NOT INCLUDED INCLUDES LED DRIVER INPUT 100-240 V - 50/60 Hz - 1-10 V - PUSH DIMMABLE
19180003	STANDARD DIM DALI	MAX 500 mA DC - 5,6 W LED - 3000K - 630 lm VISIBLE HOLE Ø 25 mm - LUMINAIRE REMOVABLE FOR MAINTENANCE COMPULSORY INSTALLATION KIT NOT INCLUDED INCLUDES LED DRIVER INPUT 110-240 V - 50/60 Hz - DALI DIMMABLE

COMPULSORY INSTALLATION KITS

18250003	STANDARD	PLASTERBOARD FLANGE 12,5 mm PLASTERBOARD CUT-OUT Ø 35 mm MINIMUM SPACE FOR MOUNTING 160 mm
----------	----------	--



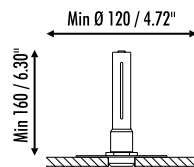
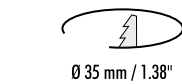
19200003	STANDARD DIM 1-10 V - PUSH	MAX 500 mA DC - 5,6 W LED - 3000K - 630 lm VISIBLE HOLE Ø 25 mm - LUMINAIRE REMOVABLE FOR MAINTENANCE COMPULSORY INSTALLATION KIT NOT INCLUDED INCLUDES LED DRIVER INPUT 100-240 V - 50/60 Hz - 1-10 V - PUSH DIMMABLE
19080003	STANDARD DIM DALI	MAX 500 mA DC - 5,6 W LED - 3000K - 630 lm VISIBLE HOLE Ø 25 mm - LUMINAIRE REMOVABLE FOR MAINTENANCE COMPULSORY INSTALLATION KIT NOT INCLUDED INCLUDES LED DRIVER INPUT 110-240 V - 50/60 Hz - DALI DIMMABLE

COMPULSORY INSTALLATION KITS

18250003	STANDARD	PLASTERBOARD FLANGE 12,5 mm PLASTERBOARD CUT-OUT Ø 35 mm MINIMUM SPACE FOR MOUNTING 160 mm
----------	----------	--



LUMINAIRE REMOVABLE FOR MAINTENANCE



PUT THE DRIVER IN
AN ACCESSIBLE PLACE

