

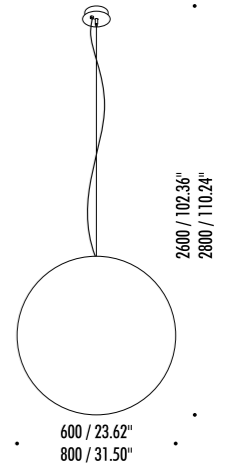
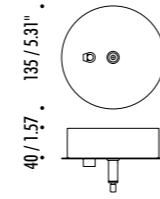


The sizes are expressed in millimeters.

DESIGN DAVIDE GROPPI - 2005
SUSPENSION LAMP - JAPANESE PAPER - PE

MOON 60 / MOON 80

CEILING ROSE

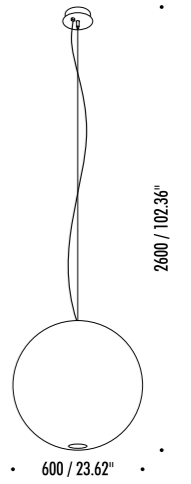
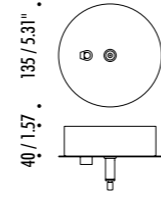


15150003	STANDARD	MOON 60 120 V - 60 Hz - MAX 25 W LED - E26 WHITE CABLE - WHITE CEILING ROSE - BULB NOT INCLUDED OPTIONAL ACCESSORIES SUSPENSION KIT

13720003	STANDARD	MOON 80 120 V - 60 Hz - MAX 25 W LED - E26 WHITE CABLE - WHITE CEILING ROSE - BULB NOT INCLUDED OPTIONAL ACCESSORIES SUSPENSION KIT



CEILING ROSE



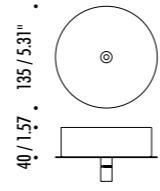
16570003	STANDARD	120 V - 60 Hz - MAX 25 W LED - E26 + MAX 10 W LED - GU10 TRANSPARENT CABLE - WHITE CEILING ROSE DUAL EMISSION - BULBS NOT INCLUDED OPTIONAL ACCESSORIES SUSPENSION KIT



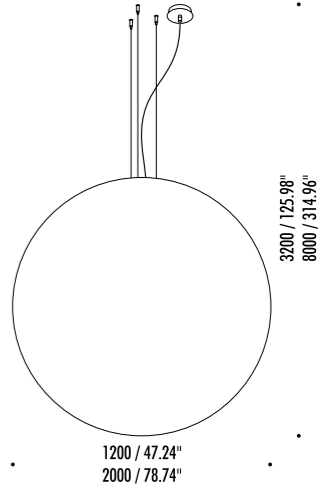
DESIGN DAVIDE GROPPI - 2005
SUSPENSION LAMP - JAPANESE PAPER - PE

MOON 120 / MOON 200

CEILING ROSE



40 / 1.57
135 / 5.31"




1200 / 47.24"
2000 / 78.74"



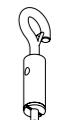

3200 / 125.98"
8000 / 314.96"

19860003	STANDARD	MOON 120 120 V - 60 Hz - MAX 2 x 25 W LED - E26 WHITE CABLE - WHITE CEILING ROSE - BULBS NOT INCLUDED OPTIONAL ACCESSORIES SUSPENSION KIT

18780003	STANDARD	MOON 200 120 V - 60 Hz - MAX 4 x 25 W LED - E26 WHITE CABLE - WHITE CEILING ROSE - BULBS NOT INCLUDED



OPTIONAL ACCESSORIES

1A0510003	STANDARD	SLOPED CEILING FIXING KIT	
		COMPATIBLE LAMPS: QuiQuoQua - MASAI - FOSBURY - MOON 120	
1A0520003	STANDARD	SLOPED ROSE FIXING KIT	
		COMPATIBLE LAMPS: MOON 60 - MOON 60 DE - MOON 80	
1A0530003	STANDARD	SLOPED CEILING FIXING HOOK	
		COMPATIBLE LAMPS: MERIDIANA - SIMBIOSI - SHANGHAI	
17270303	MATT WHITE	CLAMP	
17270403	MATT BLACK		