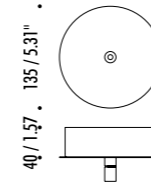


The sizes are expressed in millimeters.

DESIGN DAVIDE GROPPI - 2011
SUSPENSION LAMP - METAL - METHACRYLATE

LED IS MORE 1


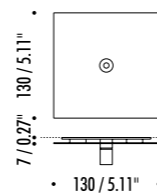
CEILING ROSE




17610303	MATT WHITE	120 V - 60 Hz - 4 W LED - 3000K - 354 lm - CRI > 90 WHITE CABLE - WHITE CEILING ROSE - NOT DIMMABLE OPTIONAL ACCESSORIES SUSPENSION KIT





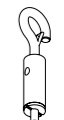

CEILING ROSE



17620303	MATT WHITE	MAX 350 mA DC - MAX 4 W LED - 3000K - 354 lm - CRI > 90 WHITE CABLE - WHITE CEILING ROSE INSTALLATION ON PLASTERBOARD WITH FLAT ROSE AND MAGNETIC FIXING COMPULSORY INSTALLATION KIT INCLUDED PLASTERBOARD CUT-OUT 85 x 97 mm MINIMUM SPACE FOR MOUNTING 120 mm INCLUDES LED DRIVER INPUT 100-240 V - 50/60 Hz - OUTPUT 350 mA DC - NOT DIMMABLE



OPTIONAL ACCESSORIES

1A0510003	STANDARD	SLOPED CEILING FIXING KIT	
		COMPATIBLE LAMPS: QuiQuoQua - MASAI - FOSBURY - MOON 120	
1A0520003	STANDARD	SLOPED ROSE FIXING KIT	
		COMPATIBLE LAMPS: MOON 60 - MOON 60 DE - MOON 80	
1A0530003	STANDARD	SLOPED CEILING FIXING HOOK	
		COMPATIBLE LAMPS: MERIDIANA - SIMBIOSI - SHANGHAI	
17270303	MATT WHITE	CLAMP	
17270403	MATT BLACK		