

BINARIO TRIFASE

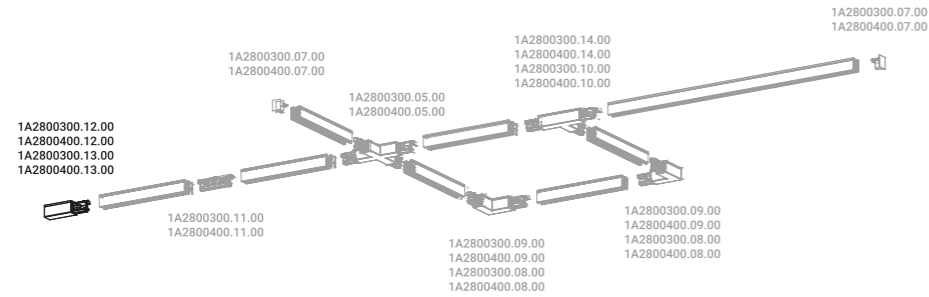
/ 2007



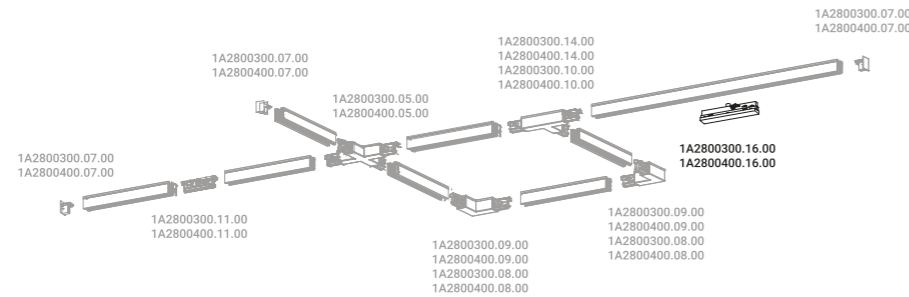
Pure line in space.
Our track holds the models Dot, Mira and Spot.

Linea pura nello spazio.
Il nostro binario accoglie i modelli Dot, Mira e Spot.

Power right connector and power left connector installation



Power intermediate connector installation

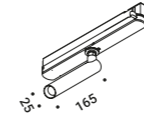


Tracks / Diffuse / Indoor

Material Metal
Finish .03 Matt White .04 Matt Black

Note Wall and ceiling track with white.

Binario a parete e soffitto in finitura bianca e nera.

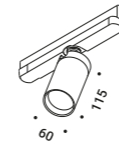


MIRA BINARIO

8W
 220-240V
 2700K - 327lm / 3000K - 352lm
 CRI >90
 Driver not included
 DALI
 CE IP20

Matt White - 2700K - DALI
 Matt White - 3000K - DALI
 Matt Black - 2700K - DALI
 Matt Black - 3000K - DALI

1A0490300.27.01
 1A0490300.30.01
 1A0490400.27.01
 1A0490400.30.01

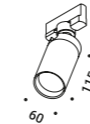


DOT BINARIO

13W
 220-240V
 2700K / 3000K
 Driver not included
 DALI
 CE IP20

Matt White - 2700K - DALI
 Matt White - 3000K - DALI
 Matt Black - 2700K - DALI
 Matt Black - 3000K - DALI

1A2290300.27.01
 1A2290300.30.01
 1A2290400.27.01
 1A2290400.30.01

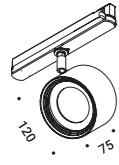


DOT BINARIO 51

Max 10W
 100-240V
 Bulb not included
 ON/OFF
 CE IP20

Matt White - ON/OFF
 Matt Black - ON/OFF

1A3710300.00.00
 1A3710400.00.00



SPOT BINARIO

21W

220-240V

Driver not included

DALI

LED Module not included

CE IP20

Matt White - DALI

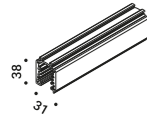
Matt Black - DALI

1A0280300.00.01

1A0280400.00.01

Compulsory accessories / Accessori obbligatori

Installation kit / Kit installazione



Track 1m / Binario 1m

Not included

Matt White

1A2800300.01.00

Matt Black

1A2800400.01.00

Track 2m / Binario 2m

Not included

Matt White

1A2800300.02.00

Matt Black

1A2800400.02.00

Track 3m / Binario 3m

Not included

Matt White

1A2800300.03.00

Matt Black

1A2800400.03.00



End cap / Tappo di chiusura

Not included

Matt Black

1A2800400.07.00

Matt White

1A2800300.07.00

Electrical power supply / Alimentazione elettrica



Power right connector / Elemento di alimentazione destro

Not included

Matt Black

1A2800400.13.00

Matt White

1A2800300.13.00



Power left connector / Elemento di alimentazione sinistro

Not included

Matt Black

1A2800400.12.00

Matt White

1A2800300.12.00



Power intermediate connector / Elemento di alimentazione intermedio

Not included

Matt White

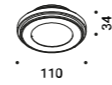
1A2800300.16.00

Matt Black

1A2800400.16.00

Compulsory accessories / Accessori obbligatori

LED modules / Moduli LED



DG111 LED Module / Modulo LED DG111

Not included

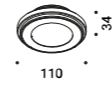
16,7W - 15° - 500mA DC -
2700K - 1648lm - CRI 90 -
Energy Efficiency F - Dimmable

SPOT BINARIO

1A4700000.27.20

16,7W - 15° - 500mA DC -
3000K - 1682lm - CRI 90 -
Energy Efficiency F - Dimmable

1A4700000.30.20



DG111 LED Module / Modulo LED DG111

Not included

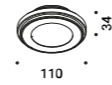
16,7W - 22° - 500mA DC -
2700K - 1859lm - CRI 90 -
Energy Efficiency F - Dimmable

SPOT BINARIO

1A3890000.27.20

16,7W - 22° - 500mA DC -
3000K - 1945lm - CRI 90 -
Energy Efficiency F - Dimmable

1A3890000.30.20



DG111 LED Module / Modulo LED DG111

Not included

16,7W - 36° - 500mA DC -
2700K - 1808lm - CRI 90 -
Energy Efficiency F - Dimmable

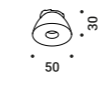
SPOT BINARIO

1A3900000.27.20

16,7W - 36° - 500mA DC -
3000K - 1890lm - CRI 90 -
Energy Efficiency F - Dimmable

1A3900000.30.20

Other accessories / Altri accessori



Lens / Lente

Not included

Beam - 14°
2700K - 983lm
3000K - 1038lm

DOT BINARIO

1A3090000.00.00

Beam - 24°
2700K - 943lm
3000K - 996lm

DOT BINARIO

1A3100000.00.00

Beam - 36°
2700K - 955lm
3000K - 1005lm

DOT BINARIO

1A3110000.00.00


Beam - 50°
2700K - 965lm
3000K - 1016lm

DOT BINARIO

1A3120000.00.00

Optional accessories / Accessori opzionali




Installation kit / Kit installazione

	Linear connector / Connettore lineare		Not included
	Matt Black	1A2800400.11.00	
	Matt White	1A2800300.11.00	
	Internal L connector / Connettore L interno		Not included
	Matt White	1A2800300.09.00	
	Matt Black	1A2800400.09.00	
	External L connector / Connettore L esterno		Not included
	Matt White	1A2800300.08.00	
	Matt Black	1A2800400.08.00	
	Right T connector / Connettore T destro		Not included
	Matt Black	1A2800400.14.00	
	Matt White	1A2800300.14.00	
	Left T connector / Connettore T sinistro		Not included
	Matt White	1A2800300.10.00	
	Matt Black	1A2800400.10.00	
	X connector / Connettore X		Not included
	Matt White	1A2800300.15.00	
	Matt Black	1A2800400.15.00	
	Adjustable suspension cable / Cavo di sospensione regolabile		Not included
	Lenght 1500mm	1A2800000.04.00	
	Adjustable suspension cable / Cavo di sospensione regolabile		Not included
	Lenght 3000mm	1A2800000.05.00	
	Adjustable suspension cable / Cavo di sospensione regolabile		Not included
	Lenght 5000mm	1A2800000.06.00	
	Clamp for track / Pinza per binario		Not included
		1A2800300.17.00	




The sizes are expressed in millimeters.

Optional accessories / Accessori opzionali

Bulbs / Lampadine

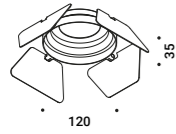
	LED SORAA - GU10 - MR16			Not included
	230V - 7,5W - 10° - 2700K - 390lm - CRI 95 - Energy Efficiency G - Dimmable	DOT BINARIO 51	1Y1580210	
	LED SORAA - GU10 - MR16			Not included
	230V - 7,5W - 10° - 3000K - 410lm - CRI 95 - Energy Efficiency G - Dimmable	DOT BINARIO 51	1Y1580010	
	LED - GU10 - PAR16			Not included
	220-240V - 5,5W - 25° - 3000K - 375lm - CRI 97 - Energy Efficiency G - Dimmable	DOT BINARIO 51	1Y0330500	

Other accessories / Altri accessori

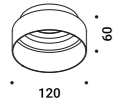
	Darklight			Not included
	MR16	LED SORAA - GU10	51580040	
	25° beam filter / Filtro fascio 25°			Not included
	MR16	LED SORAA - GU10	51580020	
	36° beam filter / Filtro fascio 36°			Not included
	MR16	LED SORAA - GU10	51580030	

Optional accessories / Accessori opzionali

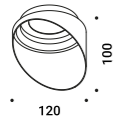
Other accessories / Altri accessori



Horizontal directional fins / Alette direzionali			Not included
Matt Black	SPOT BINARIO	1X0070400.01.00	



Cylindrical screen / Schermo cilindrico			Not included
Matt Black	SPOT BINARIO	1X0070400.02.00	



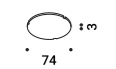
Cone 45° / Cono 45°			Not included
Matt Black	SPOT BINARIO	1X0070400.03.00	



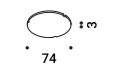
Accessory holder + Soft filter + Honeycomb louvre / Porta accessori + Filtro soft + Frangiluce nido d'ape			Not included
Matt Black	SPOT BINARIO	1X0070400.04.00	



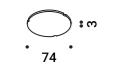
Accessory holder + Elliptical filter / Porta accessori + Filtro ellittico			Not included
Matt Black	SPOT BINARIO	1X0070400.05.00	



Blue filter / Filtro blu			Not included
Standard	SPOT BINARIO	1X0070000.06.00	



Red filter / Filtro rosso			Not included
Standard	SPOT BINARIO	1X0070000.07.00	



Yellow filter / Filtro giallo			Not included
Standard	SPOT BINARIO	1X0070000.08.00	



