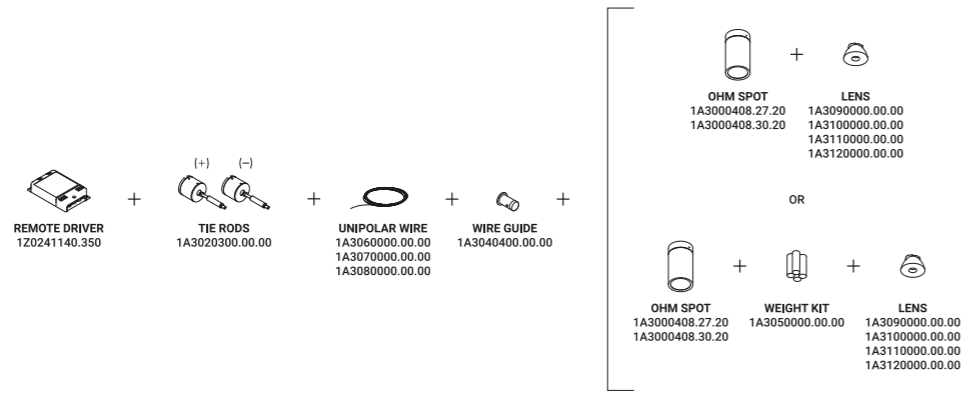


Light runs on a wire. An almost imperceptible wire, suspended in space.
Like a tightrope walker on a thin rope, the light reaches everywhere,
weightless and wonderful. Ohm is an electro mechanic project
that takes maximum advantage of the characteristics of luminous diodes.
Its secret is a special unipolar wire stretched from wall to wall. Where the light comes
from is discreetly hidden, giving all the attention to what it is illuminating.
It is possible to replace the light source even with the luminaire assembled.
Luminaire designed also to be powered by ENDLESS conductive tape.
Selection for ADI Design Index 2020

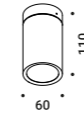
Remote driver version



Systems / Direct / Indoor

Material Metal - PA
Finish .04 Matt Black

Note Special unipolar wire stretched from wall to wall. Max 4 Spots.



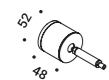
OHM SPOT
 3,2W
 Max 350mA DC
 2700K / 3000K
 CRI >95
 Driver not included

Matt Black - 2700K
 Matt Black - 3000K

1A3000408.27.20
 1A3000408.30.20

Compulsory accessories

Installation kits



Tie rods		Not included
Matt White	2 Pieces	1A3020300.00.00

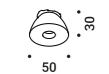


Unipolar wire - 12 m		Not included
	Max 60V DC	1A3060000.00.00

Unipolar wire - 24 m		Not included
	Max 60V DC	1A3070000.00.00

Unipolar wire - 48 m		Not included
	Max 60V DC	1A3080000.00.00

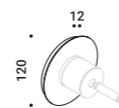
Other accessories



Lens		Not included
Beam - 14°	2700K - CRI >95 - 272lm	OHM SPOT 1A3090000.00.00
	3000K - CRI >95 - 288lm	
Beam - 24°	2700K - CRI >95 - 271lm	OHM SPOT 1A3100000.00.00
	3000K - CRI >95 - 286lm	
Beam - 36°	2700K - CRI >95 - 257lm	OHM SPOT 1A3110000.00.00
	3000K - CRI >95 - 273lm	
Beam - 50°	2700K - CRI >95 - 254lm	OHM SPOT 1A3120000.00.00
	3000K - CRI >95 - 270lm	

Optional accessories

Installation kits



Wall adapter plate		Not included
Matt White	For mounting on brick masonry walls	1A3030300.00.00

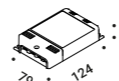


Wire guide		Not included
Matt Black	1 Piece	1A3040400.00.00

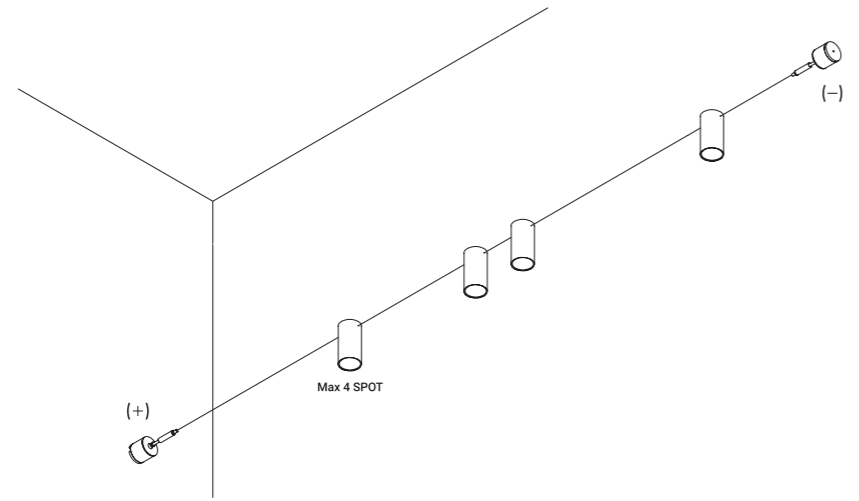


Weight kit for suspension version		Not included
	4 Pieces	1A3050000.00.00

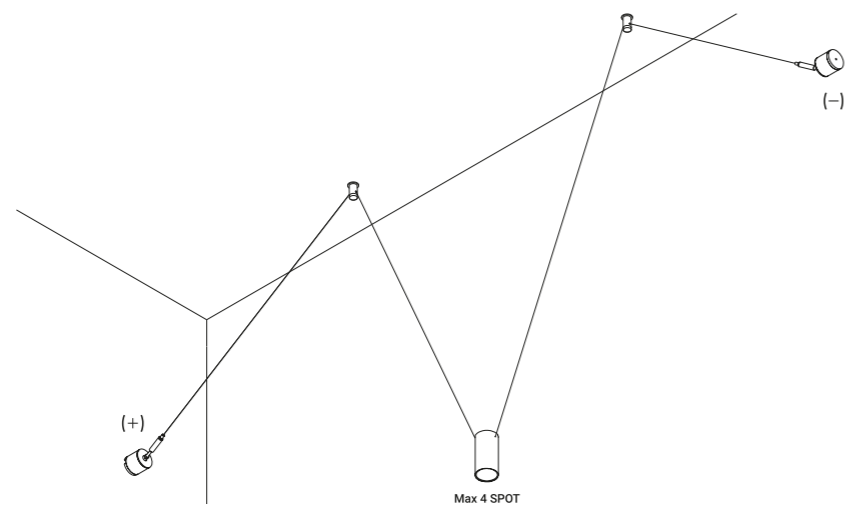
Drivers



Driver		Not included
220-240V(100-127V)	350mA/35W(35W)/IP20/DALI - PUSH - 1-10V	1Z0241140.350



Remote driver version



Suspension version

