



Recessed profiles designed to create projects with continuous light.

Profili da incasso pensati per realizzare progetti di luce continua.

Systems / Direct / Indoor

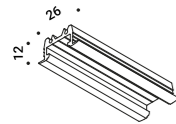
Material Metal
Finish .00 Standard

Note Recessed profile with continuous light.

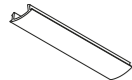
Profilo da incasso a luce continua.

Compulsory accessories / Accessori obbligatori

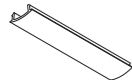
Installation kits / Kit d'installazione



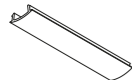
Aluminium profile 2 m / Profilo in alluminio 2 m Not included
Standard 1A4970000.14.00



Opal cover 2 m / Diffusore opale 2 m Not included
Standard 1A4970000.08.00



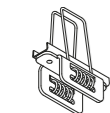
Transparent cover 2 m / Diffusore trasparente 2 m Not included
Standard 1A4970000.09.00



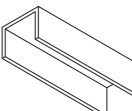
Satin cover 2 m / Diffusore satinato 2 m Not included
Standard 1A4970000.10.00



Cap / Tappo Not included
Standard 1A4970000.15.00



Fixing spring / Molla di fissaggio Not included
Standard 1A4970000.16.00



Formwork kit 2 m / Kit cassaforma 2 m Not included
Standard 1A4970000.17.00

Compulsory accessories / Accessori obbligatori

LED modules / Moduli LED



Strip LED - 5 m - IP20 Not included
Input 24V DC - 12,5W/m - IP20 1A5010000.27.20
2700K - 1240lm/m - CRI >94
Input 24V DC - 12,5W/m - IP20 1A5010000.30.20
3000K - 1380lm/m - CRI >94



Strip LED - 5 m - IP20 Not included
Input 24V DC - 14,4W/m - IP20 1A4980000.27.20
2700K - 1420lm/m - CRI >80
Input 24V DC - 14,4W/m - IP20 1A4980000.30.20
3000K - 1575lm/m - CRI >80

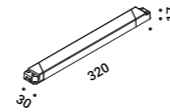


Strip LED - 5 m - IP20 Not included
Input 24V DC - 19,2W/m - IP20 1A4990000.27.20
2700K - 2100lm/m - CRI >80
Input 24V DC - 19,2W/m - IP20 1A4990000.30.20
3000K - 2340lm/m - CRI >80

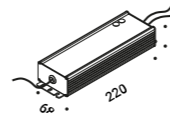


Strip LED - 5 m - IP65 Not included
Input 24V DC - 14,4W/m - IP65 1A5000000.27.20
2700K - 1420lm/m - CRI >82
Input 24V DC - 14,4W/m - IP65 1A5000000.30.20
3000K - 1575lm/m - CRI >82

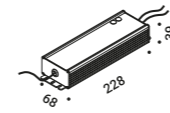
Drivers / Alimentatori



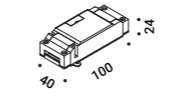
Driver / Alimentatore Not included
100-240V 24V/80W/IP20/ON/OFF 1Z1120440



Driver / Alimentatore Not included
100-240V 24V/96W/IP67/1-10V 1Z1120540



Driver / Alimentatore Not included
100-240V 24V/150W/IP67/1-10V 1Z1120500



Controller Not included
DALI - PUSH - 0/1-10V - TRIAC - IP20 1Z2170010

The sizes are expressed in millimeters.

