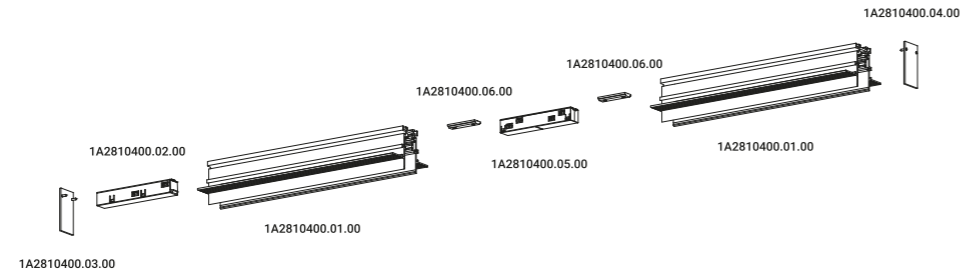


Plasterboard track for recessed installation.
It is designed for use with state-of-the-art LED modules
to create a wide range of light beams.

Binario per installazione da incasso per cartongesso.
Ideato per utilizzare moduli a LED di ultima generazione
ed avere un'ampia disponibilità di fasci luminosi.

Layout example



Systems / Direct / Indoor

Material Metal - Polycarbonate

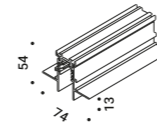
Finish .03 Matt White .04 Matt Black .49 Matt Black/Polished Gold

Note Recessed track system operating at 48V DC.

Sistema a binario da incasso funzionante a 48V DC.

Compulsory accessories / Accessori obbligatori

Installation kits / Kit d'installazione



Plasterboard track 12,5 mm / Binario per cartongesso 12,5 mm		Not included
Matt Black	48V DC - Max 15A Length 2000 mm Cut-out 2000x26 mm	1A2810400.01.00



Power connector / Elemento di alimentazione		Not included
Matt Black	Output 48V - Max 15A	1A2810400.02.00



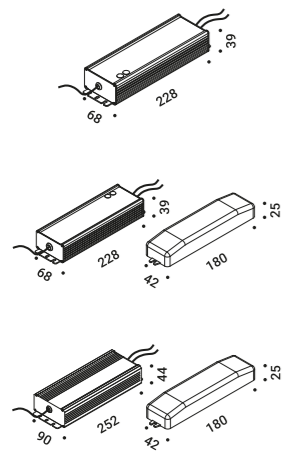
End cap for power connector / Tappo di chiusura per alimentazione		Not included
Matt Black		1A2810400.03.00



End cap / Tappo di chiusura		Not included
Matt Black		1A2810400.04.00

Compulsory accessories / Accessori obbligatori

Drivers / Alimentatori

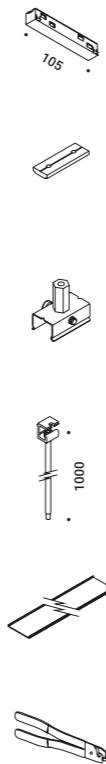


Driver / Alimentatore		Not included
100-240V	48V/150W/IP67/1-10V	1Z1120250
Driver with optoisolator / Alimentatore con optoisolatore		Not included
Input 100-240V - 50/60Hz Output 48V - 150W - IP20 - DALI		1A2810000.11.00
Driver with optoisolator / Alimentatore con optoisolatore		Not included
Input 100-240V - 50/60Hz Output 48V - 320W - IP20 - DALI		1A2810000.12.00

The sizes are expressed in millimeters.

Optional accessories / Accessori opzionali

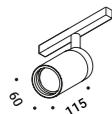
Installation kits / Kit d'installazione



Linear connector / Connettore lineare		Not included
Matt Black	Output 48V - Max 15A	1A2810400.05.00
Reinforcing bracket / Staffa di rinforzo		Not included
Matt Black		1A2810400.06.00
Clamp with M6 grippe / Morsetto con pinza M6		Not included
		1A2810000.07.00
Suspension set / Set sospensione		Not included
		1A2810000.08.00
Plaster installation guard / Protezione per installazione cartongesso		Not included
Length 2000 mm		1A2810000.09.00
Cutting tool / Tronchese per taglio		Not included
		1A2800000.17.00

Compulsory accessories / Accessori obbligatori

Luminaires / Corpi illuminanti



DOT FRAMELESS

13W

48V DC

2700K / 3000K

CRI >97

Driver integrated

DALI



Matt White - 2700K - DALI

1A0090300.27.01

Matt White - 3000K - DALI

1A0090300.30.01

Matt Black - 2700K - DALI

1A0090400.27.01

Matt Black - 3000K - DALI

1A0090400.30.01

Matt Black/Polished Gold - 2700K - DALI

1A0094900.27.01

Matt Black/Polished Gold - 3000K - DALI

1A0094900.30.01

Other accessories / Altri accessori



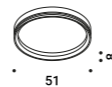
Lens / Lente

Not included

Beam - 14°	2700K - CRI >97 - 983lm	DOT FRAMELESS	1A3090000.00.00
	3000K - CRI >97 - 1038lm		
Beam - 24°	2700K - CRI >97 - 943lm	DOT FRAMELESS	1A3100000.00.00
	3000K - CRI >97 - 996lm		
Beam - 36°	2700K - CRI >97 - 955lm	DOT FRAMELESS	1A3110000.00.00
	3000K - CRI >97 - 1005lm		
Beam - 50°	2700K - CRI >97 - 965lm	DOT FRAMELESS	1A3120000.00.00
	3000K - CRI >97 - 1016lm		

Optional accessories / Accessori opzionali

Other accessories / Altri accessori



Accessory holder + Honeycomb louvre / Porta accessori + Frangiluce nido d'ape			Not included
	DOT FRAMELESS	1X0080400.01.00	



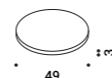
Elliptical filter / Filtro ellittico			Not included
Standard	Compulsory with 1X0080400.01.00	DOT FRAMELESS	1X0080000.02.00



Blue filter / Filtro blu			Not included
Standard	Compulsory with 1X0080400.01.00	DOT FRAMELESS	1X0080000.03.00



Red filter / Filtro rosso			Not included
Standard	Compulsory with 1X0080400.01.00	DOT FRAMELESS	1X0080000.04.00



Yellow filter / Filtro giallo			Not included
Standard	Compulsory with 1X0080400.01.00	DOT FRAMELESS	1X0080000.05.00