



CATHODE

Omar Carraglia / 2015

A scientific looking bulb made from mouth blown glass.
The shape brings to mind a light bulb that was never born.
Think steampunk: situations in which instruments were inspired by
the rudiments of electricity. The classic light bulb that has no future
becomes a wonderful device made of luminous diodes.
What would the past have looked like if the future had arrived first?
Luminaire available also in ENDLESS version.

Un'ampolla di vetro soffiato a bocca dall'aspetto scientifico.
La forma evoca quella di una lampadina mai nata, atmosfere steampunk,
situazioni in cui le strumentazioni erano attivate dalle prime forme di elettricità.
La classica lampadina senza più futuro diventa un apparecchio a diodi luminosi.
Come sarebbe stato il passato se il futuro fosse arrivato prima?
Apparecchio illuminante disponibile anche nella versione ENDLESS.

CATHODE

Omar Carraglia / 2015

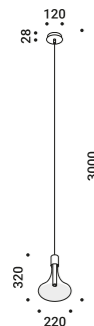
Suspension / Diffuse / Indoor

Material Blown glass - Metal

Finish **.03** Matt White **.08** Brushed Brass **.28** Polished Black Chrome

Note Suspension luminaire. Blown glass diffuser. Matt white rose and white cable for the matt white finish. Matt black rose and black cable for the other finishes. Single rose for more than one lamp on request. CATHODE 2: version with power cable only and without rose. CATHODE ENDLESS: luminaire dedicated to ENDLESS system (Max 48V DC - Max 150W - Max 4A). It can be used, on the same circuit, with the ENDLESS models.

Apparecchio illuminante a sospensione. Diffusore in vetro soffiato. Rosone bianco opaco e cavo bianco per la finitura bianco opaco. Rosone nero opaco e cavo nero per le altre finiture. Rosone unico per più apparecchi su richiesta. CATHODE 2: versione con solo il cavo di alimentazione e senza rosone. CATHODE ENDLESS: apparecchio illuminante dedicato al sistema ENDLESS (Max 48V DC - Max 150W - Max 4A) ed utilizzabile, sullo stesso circuito, con i modelli ENDLESS.



CATHODE 1

Ceiling driver version
5,6W
100-240V - 50/60Hz
2700K - 264lm / 3000K - 284lm
CRI >90
Driver integrated
ON/OFF

CE IP20

Matt White - 2700K - ON/OFF
Matt White - 3000K - ON/OFF
Brushed Brass - 2700K - ON/OFF
Brushed Brass - 3000K - ON/OFF
Polished Black Chrome - 2700K - ON/OFF
Polished Black Chrome - 3000K - ON/OFF

1A2980300.27.00
1A2980300.30.00
1A2980800.27.00
1A2980800.30.00
1A2982800.27.00
1A2982800.30.00



CATHODE 1

Ceiling driver version
6W
110-240V - 50/60Hz
2700K - 264lm / 3000K - 284lm
CRI >90
Driver integrated
DALI

CE IP20

Matt White - 2700K - DALI
Matt White - 3000K - DALI
Brushed Brass - 2700K - DALI
Brushed Brass - 3000K - DALI
Polished Black Chrome - 2700K - DALI
Polished Black Chrome - 3000K - DALI

1A2980300.27.01
1A2980300.30.01
1A2980800.27.01
1A2980800.30.01
1A2982800.27.01
1A2982800.30.01

CATHODE

Omar Carraglia / 2015



CATHODE 1

Ceiling driver version
6W
110-240V - 50/60Hz
2700K - 264lm / 3000K - 284lm
CRI >90
Driver integrated
PUSH

CE IP20

Matt White - 2700K - PUSH
Matt White - 3000K - PUSH
Brushed Brass - 2700K - PUSH
Brushed Brass - 3000K - PUSH
Polished Black Chrome - 2700K - PUSH
Polished Black Chrome - 3000K - PUSH

1A2980300.27.04
1A2980300.30.04
1A2980800.27.04
1A2980800.30.04
1A2982800.27.04
1A2982800.30.04



CATHODE 1

Ceiling driver version
6W
110-240V - 50/60Hz
2700K - 264lm / 3000K - 284lm
CRI >90
Driver integrated
1-10V

CE IP20

Matt White - 2700K - 1-10V
Matt White - 3000K - 1-10V
Brushed Brass - 2700K - 1-10V
Brushed Brass - 3000K - 1-10V
Polished Black Chrome - 2700K - 1-10V
Polished Black Chrome - 3000K - 1-10V

1A2980300.27.03
1A2980300.30.03
1A2980800.27.03
1A2980800.30.03
1A2982800.27.03
1A2982800.30.03




CATHODE 1

Ceiling driver version
6W
110-240V - 50/60Hz
2700K - 264lm / 3000K - 284lm
CRI >90
Driver integrated
TRIAC/IGBT

CE IP20

Matt White - 2700K - TRIAC/IGBT
Matt White - 3000K - TRIAC/IGBT
Brushed Brass - 2700K - TRIAC/IGBT
Brushed Brass - 3000K - TRIAC/IGBT
Polished Black Chrome - 2700K - TRIAC/IGBT
Polished Black Chrome - 3000K - TRIAC/IGBT

1A2980300.27.02
1A2980300.30.02
1A2980800.27.02
1A2980800.30.02
1A2982800.27.02
1A2982800.30.02



CATHODE 2

Remote driver version
4W
Max 350mA DC
2700K - 264lm / 3000K - 284lm
CRI >90
Driver not included



Matt White - 2700K
Matt White - 3000K
Brushed Brass - 2700K
Brushed Brass - 3000K
Polished Black Chrome - 2700K
Polished Black Chrome - 3000K

1A2980300.27.20
1A2980300.30.20
1A2980800.27.20
1A2980800.30.20
1A2982800.27.20
1A2982800.30.20



CATHODE ENDLESS

ENDLESS version only
6,3W - 0,16A
48V DC
2700K - 264lm / 3000K - 284lm
CRI >90
Driver not included
See page ENDLESS

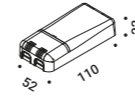


Matt White - 2700K
Matt White - 3000K
Brushed Brass - 2700K
Brushed Brass - 3000K
Polished Black Chrome - 2700K
Polished Black Chrome - 3000K

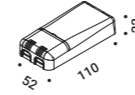
1A2980300.27.40
1A2980300.30.40
1A2980800.27.40
1A2980800.30.40
1A2982800.27.40
1A2982800.30.40

Compulsory accessories / Accessori obbligatori

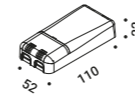
Drivers / Alimentatori



Driver / Alimentatore			Not included
220-240V(100-127V)	350mA/17W(15W)/IP20/DALI	CATHODE 2	1Z0241180.350



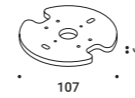
Driver / Alimentatore			Not included
220-240V(100-127V)	350mA/18W(15W)/IP20/PUSH - 1-10V	CATHODE 2	1Z0240870.350



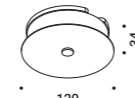
Driver / Alimentatore			Not included
220-240V	350mA/17W/IP20/TRIAC/IGBT	CATHODE 2	1Z0240850.350

Optional accessories / Accessori opzionali

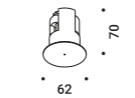
Suspension kits / Kit di sospensione



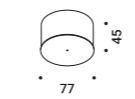
Decentralization kit / Kit decentratore		Not included	
	CATHODE 1		1A0360000.00.00



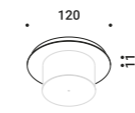
Kit ceiling rose and decentralizer / Kit rosone e decentratore		Not included	
Matt White	White cable 3 m included	CATHODE 1	1A0770300.00.00
Matt Black	Black cable 3 m included	CATHODE 1	1A0770400.00.00



Recessed suspension kit for 12,5 mm plasterboard / Kit di sospensione da incasso per cartongesso 12,5 mm		Not included	
Matt White	For electrical cables - 1 Piece Plasterboard cut-out Ø 44 mm Minimum space for mounting 70 mm	CATHODE 2	1X0000300.06.00
Matt Black	For electrical cables - 1 Piece Plasterboard cut-out Ø 44 mm Minimum space for mounting 70 mm	CATHODE 2	1X0000400.06.00



Ceiling suspension kit / Kit di sospensione da soffitto		Not included	
Matt White	For electrical cables - 1 Piece	CATHODE 2	1X0010300.06.00
Matt Black	For electrical cables - 1 Piece	CATHODE 2	1X0010400.06.00




Wall adapter plate / Piastra di adattamento da parete		Not included	
Matt White	For mounting on brick masonry walls	CATHODE 2	1X0050300.01.00



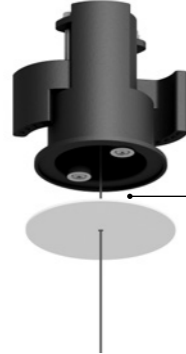
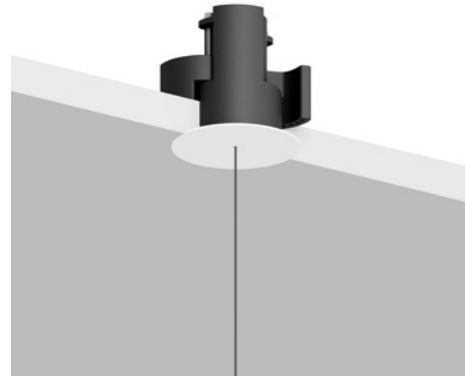


CATHODE



SUSPENSION KITS / KIT DI SOSPENSIONE

Recessed suspension kit / Kit di sospensione da incasso



Suspension kit for 12,5 mm plasterboard
Plasterboard cut-out Ø 44 mm
Minimum space for mounting 70 mm

Kit di sospensione per cartongesso 12,5 mm
Dimensioni taglio cartongesso Ø 44 mm
Spazio minimo per incasso 70 mm

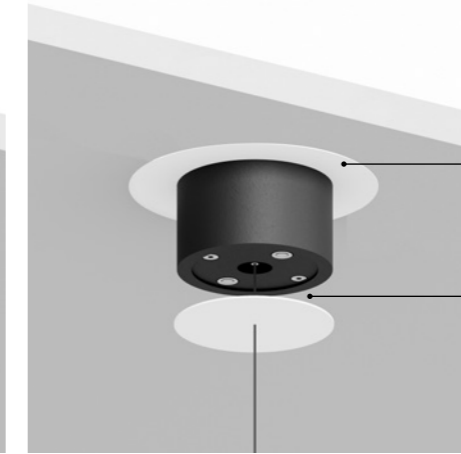
Magnetic fixing
Fissaggio magnetico



Version	Use	Product reference	Finish	Code
Recessed suspension kit 01	For suspension cables	SHANGHAI 1	Matt White	1X0000300.01.00
		SHANGHAI 2 SOTTILE 1 SOTTILE 1 DE SOTTILE 2 SOTTILE 2 DE	Matt Black	1X0000400.01.00
Recessed suspension kit 02	For electrical cables	MAGIA	Matt White	1X0000300.02.00
			Matt Black	1X0000400.02.00
Recessed suspension kit 03	For suspension cables	MASAI 1	Matt White	1X0000300.03.00
		MASAI 2 REFLEX S 1 REFLEX S 2 SPY	Matt Black	1X0000400.03.00
Recessed suspension kit 04	For electrical cables	ASINTOTO	Matt White	1X0000300.04.00
		REFLEX S 2 SHANGHAI 2 SOTTILE 2 SOTTILE 2 DE	Matt Black	1X0000400.04.00
Recessed suspension kit 05	For electrical cables	LOUIS XIV 2	Matt White	1X0000300.05.00
		SOTTOSOPRA 2	Matt Black	1X0000400.05.00
Recessed suspension kit 06	For electrical cables	CATHODE 2	Matt White	1X0000300.06.00
		LED IS MORE 2 MISS 2	Matt Black	1X0000400.06.00

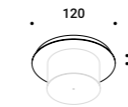
SUSPENSION KITS / KIT DI SOSPENSIONE

Ceiling suspension kit / Kit di sospensione da soffitto



Back plate for masonry ceilings
Back plate per soffitti in muratura

Magnetic fixing
Fissaggio magnetico



Version	Use	Product reference	Finish	Code
Ceiling suspension kit 01	For suspension cables	SHANGHAI 1	Matt White	1X0010300.01.00
		SHANGHAI 2 SOTTILE 1 SOTTILE 1 DE SOTTILE 2 SOTTILE 2 DE	Matt Black	1X0010400.01.00
Ceiling suspension kit 02	For electrical cables	MAGIA	Matt White	1X0010300.02.00
			Matt Black	1X0010400.02.00
Ceiling suspension kit 03	For suspension cables	MASAI 1	Matt White	1X0010300.03.00
		MASAI 2 REFLEX S 1 REFLEX S 2 SPY	Matt Black	1X0010400.03.00
Ceiling suspension kit 04	For electrical cables	ASINTOTO	Matt White	1X0010300.04.00
		REFLEX S 2 SHANGHAI 2 SOTTILE 2 SOTTILE 2 DE	Matt Black	1X0010400.04.00
Ceiling suspension kit 06	For electrical cables	CATHODE 2	Matt White	1X0010300.06.00
		LED IS MORE 2 MISS 2	Matt Black	1X0010400.06.00
Back plate	For masonry ceilings		Matt White	1X0050300.01.00