



MOON

Daide Groppi / 2005

Moon was created from the dream of bringing the moon inside your own home.
The handmade Japanese paper surface makes every lamp unique.
Table and floor versions available.

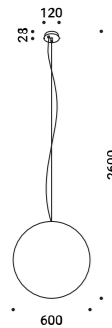
Moon nasce da un sogno, quello di portare la luna dentro casa.
La superficie di carta giapponese, fatta a mano, rende unico ogni pezzo.
Disponibile anche nelle versioni da tavolo e terra.

Suspension / Diffuse / Indoor

Material Japanese paper - PE
Finish .00 Standard

Note Suspension luminaire. PE and Japanese paper shade. Matt white rose. AISI 304 stainless steel suspension cable. White cable. MOON 60 DE: version with dual emission and on/off. Transparent cable. For air and sea shipping: moisture barrier bag compulsory for all models and wooden crate specifically compulsory for MOON 120 model. A deliberate feature of MOON design is the creased, glued and overlapping effect of the paper. The used material is sensitive to humidity. This product is not suitable for use in high humidity environments.

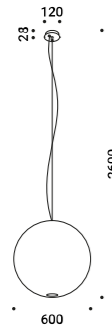
Apparecchio illuminante a sospensione. Paralume in PE e carta giapponese. Rosone bianco opaco. Cavo di sospensione in inox AISI 304. Cavo bianco. MOON 60 DE: versione a doppia emissione ed accensione. Cavo trasparente. Per spedizioni aerea e via nave: sacco barriera obbligatorio per tutti i modelli e cassa in legno obbligatoria per modello MOON 120. Una caratteristica voluta del design di MOON è l'effetto stropicciato, incollato e sovrapposto della carta. Il materiale utilizzato è sensibile all'umidità. Questo prodotto non è adatto all'uso in ambienti ad alta umidità.



MOON 60
 Max 15W - E27
 100-240V - 50/60Hz
 ON/OFF
 Bulb not included
 CE IP20

Standard - ON/OFF

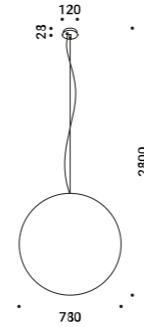
|1A2820000.00.00 |



MOON 60 DE
 Dual emission
 Max 15W - E27 + Max 10W - GU10
 100-240V - 50/60Hz
 ON/OFF
 Bulb not included
 CE IP20

Standard - ON/OFF

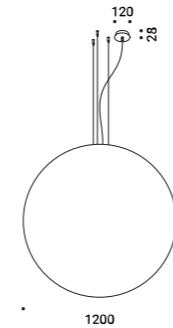
|1A2830000.00.00 |



MOON 80
 Max 15W - E27
 100-240V - 50/60Hz
 ON/OFF
 Bulb not included
 CE IP20

Standard - ON/OFF

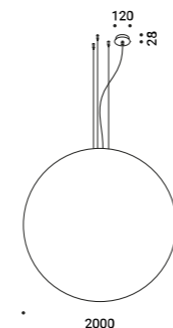
|1A2840000.00.00 |



MOON 120
 Max 2x25W - E27
 100-240V - 50/60Hz
 ON/OFF
 Bulb not included
 CE IP20

Standard - ON/OFF

|1A2850000.00.00 |



MOON 200
 Max 4x25W - E27
 100-240V - 50/60Hz
 ON/OFF
 Bulb not included
 Moisture barrier bag included
 Wooden crate included
 Transport excluded
 CE IP20

Standard - ON/OFF

|1A2860000.00.00 |

Optional accessories / Accessori opzionali

Bulbs / Lampadine



LED - GU10 - PAR16			Not included
220-240V - 5,5W - 25° 2700K - 355lm - CRI >97 Energy Efficiency G - Dimmable	MOON 60 DE	1Y0330770	



LED - E27 - A60			Not included
220-240V - 11,2W - 360° 2700K - 1521lm - CRI >90 Energy Efficiency D - Dimmable	MOON 60 / MOON 60 DE / MOON 80 / MOON 200	1Y0330790	



LED - E27 - A150			Not included
220-240V - 20W - 200° 2700K - 2452lm - CRI >80 Energy Efficiency E - Dimmable	MOON 120	1Y2160020	

Suspension kits / Kit di sospensione



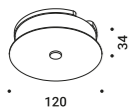
Sloped rose suspension kit / Kit di sospensione per rosone inclinato			Not included
Nickel plated - 1 Piece	MOON 60 / MOON 60 DE / MOON 80	1A0520000.00.00	



Sloped ceiling suspension kit / Kit di sospensione per soffitto inclinato			Not included
Nickel plated - 1 Piece	MOON 120	1A0510000.00.00	



Decentralization kit / Kit decentratore			Not included
		1A0360000.00.00	



Kit ceiling rose and decentralizer / Kit rosone e decentratore			Not included
Matt White	White cable 3 m included	1A0770300.00.00	
Matt Black	Black cable 3 m included	1A0770400.00.00	

Optional accessories / Accessori opzionali

Other accessories / Altri accessori

Moisture barrier bag / Sacco barriera			Not included
Packaging for air and sea shipping	MOON 60 / MOON 60 DE	4A2820010	

Moisture barrier bag / Sacco barriera			Not included
Packaging for air and sea shipping	MOON 80	4A2840010	

Moisture barrier bag / Sacco barriera			Not included
Packaging for air and sea shipping	MOON 120	49860020	

Wooden crate / Cassa in legno			Not included
Packaging for air and sea shipping	MOON 120	49860010	