



Davide Groppi / 2005

MOON

Suspension luminaire with diffuse light for indoor use.

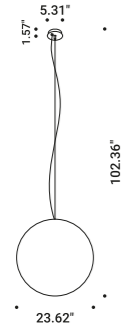
MOON was created from the dream of bringing the moon inside your own home. The unryu kozo paper surface makes every lamp unique.

The rose is in matt white painted steel. The diffuser is in polypropylene and is hand-coated with unryu kozo paper. MOON 60 DE is dual emission.

It requires an E27 LED bulb, which is not included.

Finish

.00 Standard

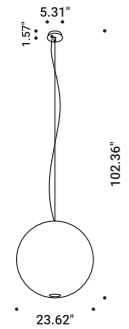


MOON 60

Max 25W - E26
120V - 60Hz
ON/OFF
Bulb not included
Moisture barrier bag included



Standard - ON/OFF	1A2820003.00.00
-------------------	-----------------

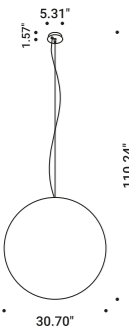


MOON 60 DE

Dual emission
Max 25W - E26
120V - 60Hz
ON/OFF
Bulb not included
Moisture barrier bag included



Standard - ON/OFF	1A2830003.00.00
-------------------	-----------------

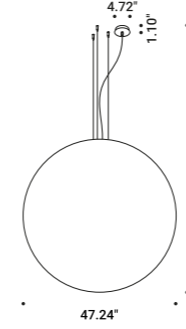


MOON 80

Max 25W - E26
120V - 60Hz
ON/OFF
Bulb not included
Moisture barrier bag included



Standard - ON/OFF	1A2840003.00.00
-------------------	-----------------

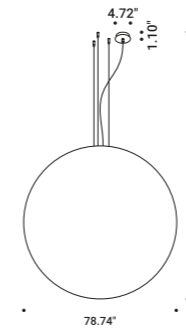


MOON 120

Max 2x25W - E26
120V - 60Hz
ON/OFF
Bulb not included
Moisture barrier bag included
Wooden crate included



Standard - ON/OFF	1A2850003.00.00
-------------------	-----------------



MOON 200

Max 4x25W - E26
120V - 60Hz
ON/OFF
Bulb not included
Moisture barrier bag included
Wooden crate included



Standard - ON/OFF	1A2860003.00.00
-------------------	-----------------

Optional accessories

Suspension kits



Sloped rose suspension kit	Not included	
Nickel plated - 1 Piece	MOON 60 / MOON 60 DE / 1A0520000.00.00	MOON 80

Sloped ceiling suspension kit	Not included	
Nickel plated - 1 Piece	MOON 120	1A0510000.00.00