



Davide Groppi / 2017

FLASH

Wall lighting system with direct light for indoor use.

FLASH is our INFINITO turned around, but with the light flowing downwards. The name pays homage to the legendary cartoon hero. Who can run seven times the speed of light...

The tape is in AISI 301 stainless steel, is 0.35" wide and can be extended up to 1417.32" in length (standard measurements 236.22" / 472.44" / 708.66").

The tensioners are in matt black anodised aluminium. The TW version is available in 196.85" / 393.70" lengths. All versions are dual emission.

The light source is an 0.31" wide LED strip. The driver is not included but is available as an accessory.

Finish

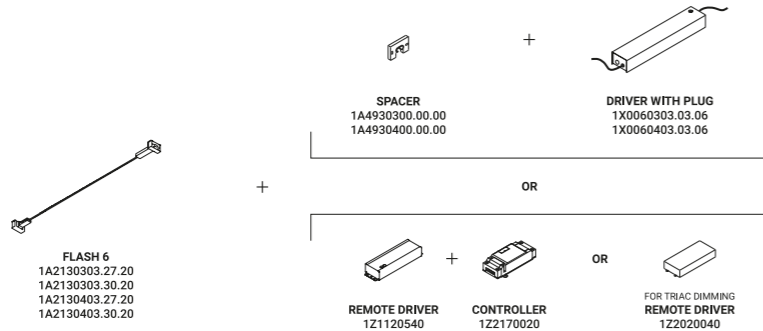
.03 Matt White

.04 Matt Black

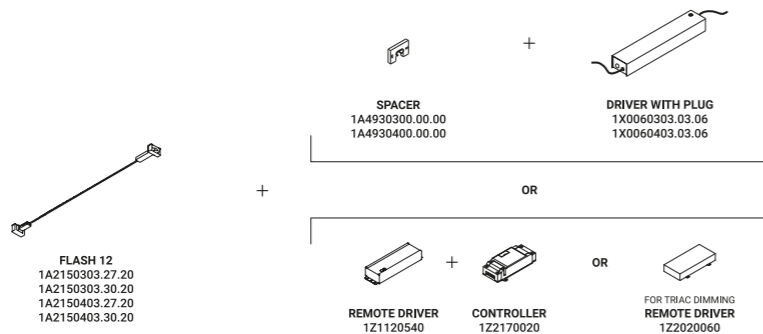


Custom finish available on request (wall connection and installation kits only).

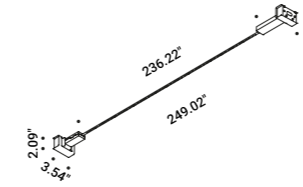
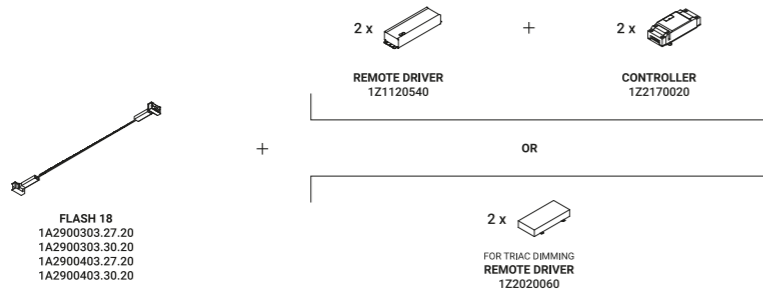
FLASH 6



FLASH 12



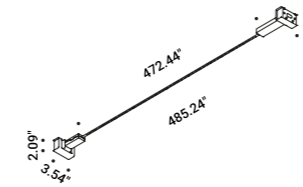
FLASH 18



FLASH 6

Max 45W
24V DC
2700K - 5752lm / 3000K - 5874lm
CRI >90
Driver not included

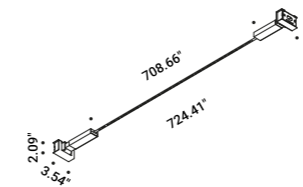
Matt White - 2700K	1A2130303.27.20
Matt White - 3000K	1A2130303.30.20
Matt Black - 2700K	1A2130403.27.20
Matt Black - 3000K	1A2130403.30.20



FLASH 12

Max 90W
24V DC
2700K - 11504lm / 3000K - 11748lm
CRI >90
Driver not included

Matt White - 2700K	1A2150303.27.20
Matt White - 3000K	1A2150303.30.20
Matt Black - 2700K	1A2150403.27.20
Matt Black - 3000K	1A2150403.30.20



FLASH 18

Max 135W
24V DC
2700K - 17256lm / 3000K - 17622lm
CRI >90
Driver not included


Matt White - 2700K	1A2900303.27.20
Matt White - 3000K	1A2900303.30.20
Matt Black - 2700K	1A2900403.27.20
Matt Black - 3000K	1A2900403.30.20

FLASH 6 DE



FLASH 6 DE
1A1290303.27.20
1A1290303.30.20
1A1290403.27.20
1A1290403.30.20

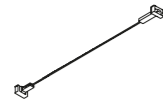
+



OR




FLASH 12 DE

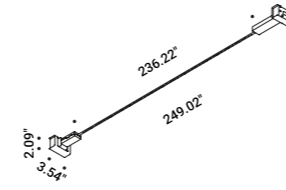


FLASH 12 DE
1A1300303.27.20
1A1300303.30.20
1A1300403.27.20
1A1300403.30.20

+



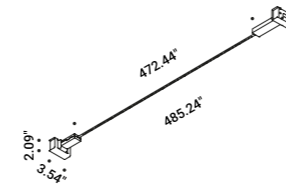
OR



FLASH 6 DE

Dual emission
Max 90W
24V DC
2700K - Up 5752lm - Down 5752lm /
3000K - Up 5874lm - Down 5874lm
CRI >90
Driver not included

Matt White - 2700K	1A1290303.27.20
Matt White - 3000K	1A1290303.30.20
Matt Black - 2700K	1A1290403.27.20
Matt Black - 3000K	1A1290403.30.20

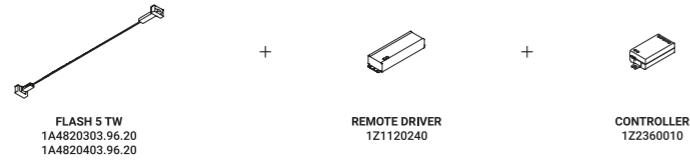


FLASH 12 DE

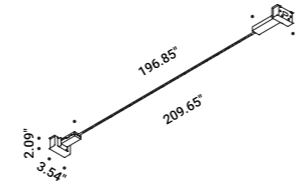
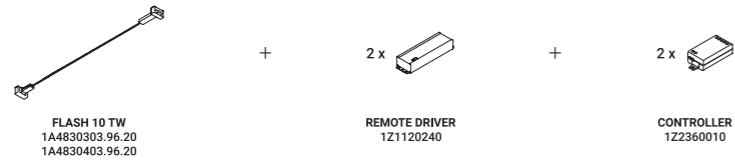
Dual emission
Max 180W
24V DC
2700K - Up 11504lm - Down 11504lm /
3000K - Up 11748lm - Down 11748lm
CRI >90
Driver not included

Matt White - 2700K	1A1300303.27.20
Matt White - 3000K	1A1300303.30.20
Matt Black - 2700K	1A1300403.27.20
Matt Black - 3000K	1A1300403.30.20

FLASH 5 TW

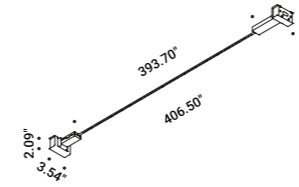


FLASH 10 TW



FLASH 5 TW
Tunable White
Max 96W
24V DC
2700K - 4690lm / 6500K - 5190lm
CRI >90
Driver not included

Matt White - 2700K / 6500K	1A4820303.96.20
Matt Black - 2700K / 6500K	1A4820403.96.20



FLASH 10 TW
Tunable White
Max 192W
24V DC
2700K - 9380lm / 6500K - 10380lm
CRI >90
Driver not included

Matt White - 2700K / 6500K	1A4830303.96.20
Matt Black - 2700K / 6500K	1A4830403.96.20

FLASH 5 DE TW



FLASH 5 DE TW
1A4840303.96.20
1A4840403.96.20

+



2 x
REMOTE DRIVER
1Z1120240

+



2 x
CONTROLLER
1Z2360010

FLASH 10 DE TW



FLASH 10 DE TW
1A4850303.96.20
1A4850403.96.20

+

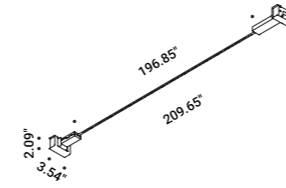


4 x
REMOTE DRIVER
1Z1120240

+



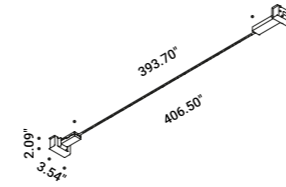
4 x
CONTROLLER
1Z2360010



FLASH 5 DE TW

Dual emission - Tunable White
Max 192W
24V DC
2700K - 9380lm / 6500K - 10380lm
CRI >90
Driver not included

Matt White - 2700K / 6500K	1A4840303.96.20
Matt Black - 2700K / 6500K	1A4840403.96.20



FLASH 10 DE TW

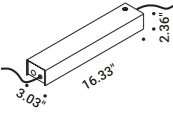
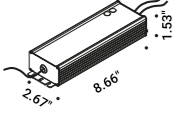
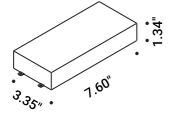
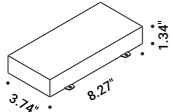
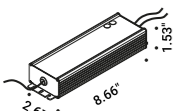
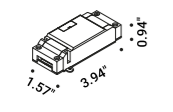
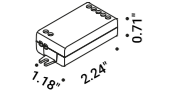
Dual emission - Tunable White
Max 384W
24V DC
2700K - 18760lm / 6500K - 20760lm
CRI >90
Driver not included

Matt White - 2700K / 6500K	1A4850303.96.20
Matt Black - 2700K / 6500K	1A4850403.96.20

FLASH

Davide Groppi / 2017

Compulsory accessories







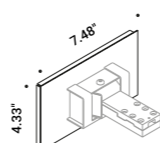
Drivers			
Driver with plug Not included			
	Matt White	Input 120V - 60Hz Output 24V - Max 100W - IP20 Dimmer on board	FLASH 6 / FLASH 12 1X0060303.03.06
	Matt Black	Input 120V - 60Hz Output 24V - Max 100W - IP20 Dimmer on board	FLASH 6 / FLASH 12 1X0060403.03.06
Driver Not included			
	100-240V	24V/96W/IP67/1-10V	FLASH 6 / FLASH 12 / FLASH 18 / FLASH 6 DE / FLASH 12 DE
Driver Not included			
	120-277V	24V/60W/IP20/1-10V - TRIAC	FLASH 6 / FLASH 6 DE 1Z2020040
Driver Not included			
	120-277V	24V/96W/IP20/1-10V - TRIAC	FLASH 12 / FLASH 18 / FLASH 12 DE
Driver Not included			
	100-240V	24V/120W/IP67/1-10V	FLASH 5 TW / FLASH 10 TW / FLASH 5 DE TW / FLASH 10 DE TW
Dimming converter Not included			
	Matt Black	DALI - PUSH - 0/1-10V - IP20	FLASH 6 / FLASH 12 / FLASH 18 / FLASH 6 DE / FLASH 12 DE
Dimming converter Casambi - Tunable White Not included			
			FLASH 5 TW / FLASH 10 TW / FLASH 5 DE TW / FLASH 10 DE TW

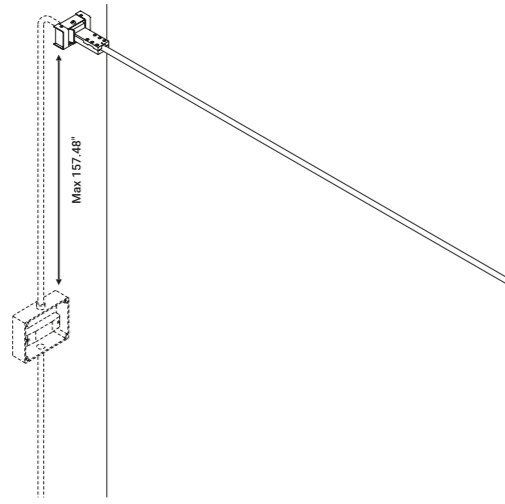
The sizes are expressed in inches.

FLASH

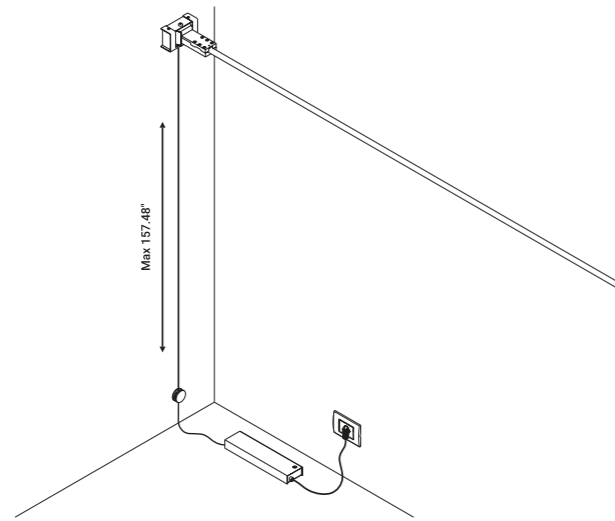
Davide Groppi / 2017

Optional accessories

Installation kits			
Spacer Not included			
	Matt White	For driver kit with plug	FLASH 6 / FLASH 12 1A4930300.00.00
	Matt Black	For driver kit with plug	FLASH 6 / FLASH 12 1A4930400.00.00
Ceiling installation kit Not included			
	Matt White		1A0080300.00.00
	Matt Black		1A0080400.00.00
Kit wall connection vertical sloped 45° Not included			
	Matt White		1A0120300.00.00
	Matt Black		1A0120400.00.00
Kit wall connection sloped right 75° Not included			
	Matt White		1A0340300.00.00
	Matt Black		1A0340400.00.00
Kit wall connection sloped left 75° Not included			
	Matt White		1A0350300.00.00
	Matt Black		1A0350400.00.00
Swallows Not included			
	Matt Black		1A0800400.00.00
Wall and ceiling rose Not included			
	Matt White		1X0030303.01.00
	Matt Black		1X0030403.01.00
Wall back plate Not included			
	Matt White		1X0090303.01.00
	Matt Black		1X0090403.01.00

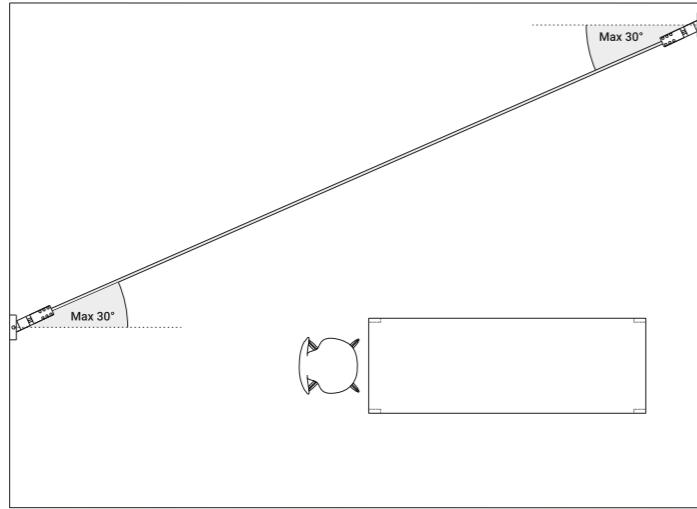


Example of installation with remote driver

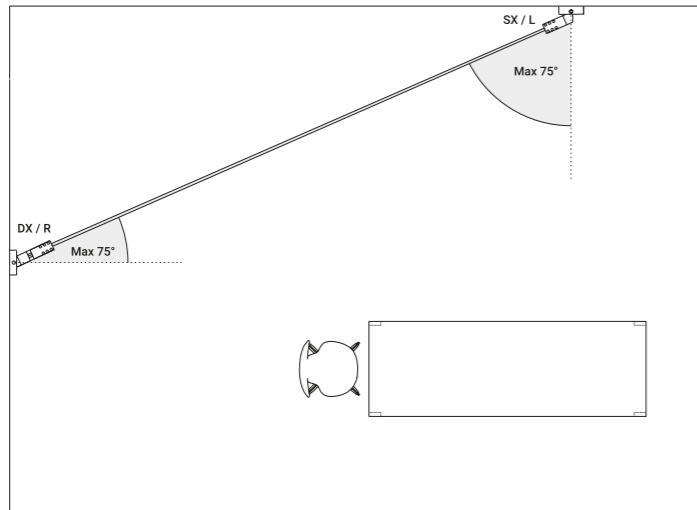


Example of installation with driver with plug

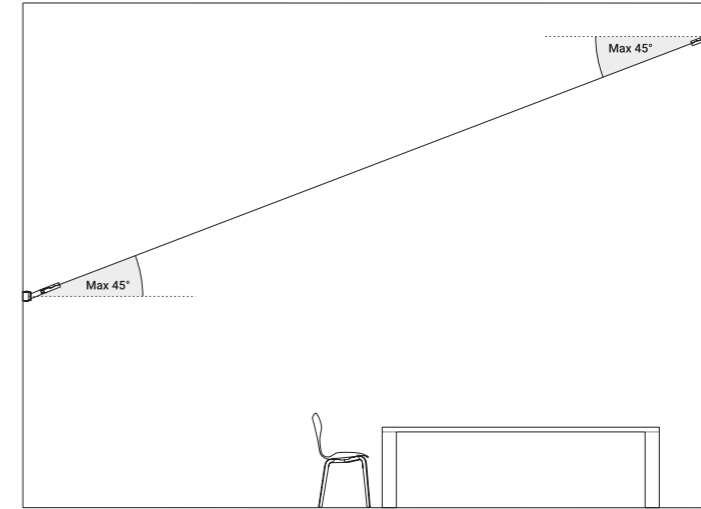




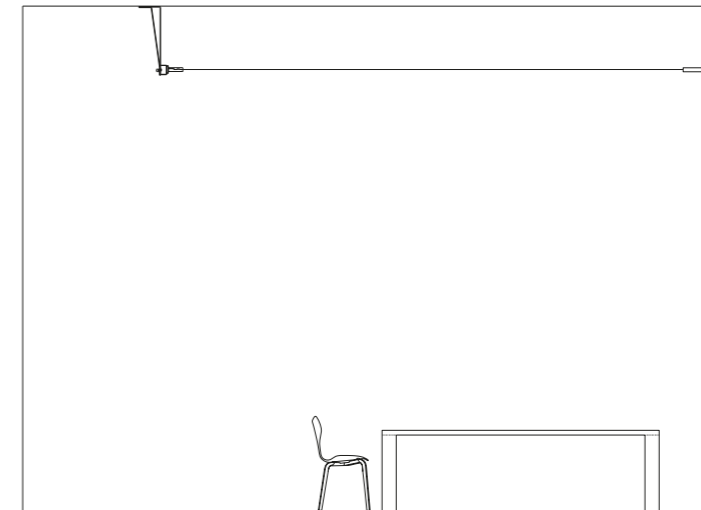
Example of installation with max rotation 30°



1A0340400.00.00 - 1A0350400.00.00 - Example of installation with kit wall connection sloped 75° 1A0340400.00.00 - 1A0350400.00.00 - Example of installation with kit wall connection sloped 75°



1A0120400.00.00 - Example of installation with kit wall connection vertical sloped 45°



1A0080400.00.00 - Example of installation with ceiling installation kit