



Davide Groppi / 2017

**FLASH**

Wall lighting system with direct light for indoor use.

FLASH is our INFINITO turned around, but with the light flowing downwards. The name pays homage to the legendary cartoon hero. Who can run seven times the speed of light...

The tape is in AISI 301 stainless steel, is 9 mm wide and can be extended up to 36 m in length (standard measurements 6 / 12 / 18 m). The tensioners are in matt black anodised aluminium. The TW version is available in 5 / 10 m lengths. All versions are dual emission.

The light source is an 8 mm wide LED strip. The driver is not included but is available as an accessory.

Sistema di illuminazione da parete, a luce diretta, per interni.

FLASH è la declinazione del nostro modello INFINITO, ma con la luce diretta verso il basso. Il nome è un omaggio al leggendario supereroe dei fumetti. Famoso perché corre sette volte più veloce della luce...

Il nastro è in AISI 301, è largo 9 mm e può essere teso fino a 36 m di lunghezza (misure standard 6 / 12 / 18 m). I tenditori sono in alluminio anodizzato nero opaco. La versione TW è disponibile da 5 / 10 m di lunghezza. Tutte le versioni sono disponibili in doppia emissione.

La sorgente luminosa è costituita da una strip LED di 8 mm di larghezza. Il driver non è incluso, ma è disponibile come accessorio.

Finish

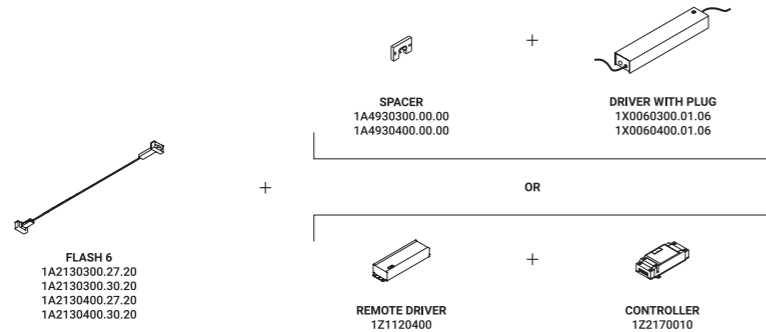
**.03** Matt White

**.04** Matt Black

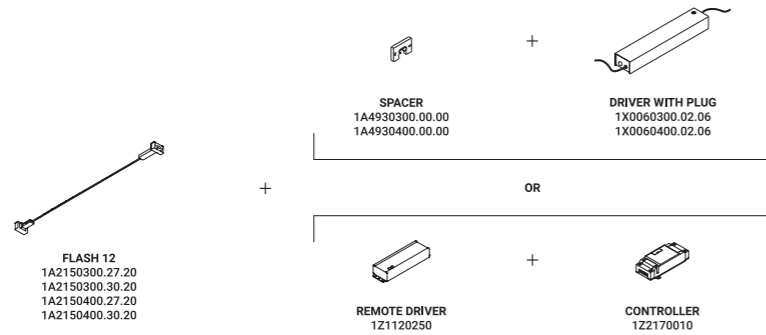


Custom finish available on request (wall connection and installation kits only).  
Finitura personalizzata su richiesta (solo per attacco da parete e kit di installazione).

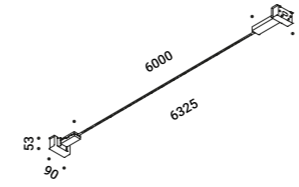
FLASH 6



FLASH 12



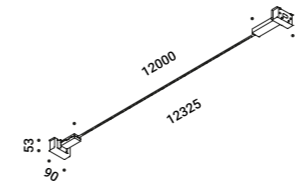
FLASH 18



FLASH 6

55W - 1,43A  
48V DC  
2700K - 7494lm / 3000K - 7668lm  
CRI >90  
Driver not included  
CE IP20 E

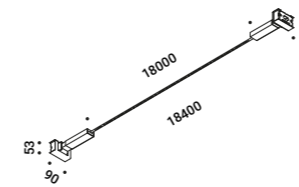
Matt White - 2700K	1A2130300.27.20
Matt White - 3000K	1A2130300.30.20
Matt Black - 2700K	1A2130400.27.20
Matt Black - 3000K	1A2130400.30.20



FLASH 12

110W - 2,86A  
48V DC  
2700K - 14988lm / 3000K - 15336lm  
CRI >90  
Driver not included  
CE IP20 E

Matt White - 2700K	1A2150300.27.20
Matt White - 3000K	1A2150300.30.20
Matt Black - 2700K	1A2150400.27.20
Matt Black - 3000K	1A2150400.30.20



FLASH 18

165W  
48V DC  
2700K - 22482lm / 3000K - 23004lm  
CRI >90  
Driver not included  
CE IP20

Matt White - 2700K	1A2900300.27.20
Matt White - 3000K	1A2900300.30.20
Matt Black - 2700K	1A2900400.27.20
Matt Black - 3000K	1A2900400.30.20

FLASH 6 DE



FLASH 6 DE  
1A1290300.27.20  
1A1290300.30.20  
1A1290400.27.20  
1A1290400.30.20

+



REMOTE DRIVER  
1Z1120400

+



CONTROLLER  
1Z2170010

FLASH 12 DE



FLASH 12 DE  
1A1300300.27.20  
1A1300300.30.20  
1A1300400.27.20  
1A1300400.30.20

+



REMOTE DRIVER  
1Z1120250

+



CONTROLLER  
1Z2170010

FLASH 18 DE



FLASH 18 DE  
1A1310300.27.20  
1A1310300.30.20  
1A1310400.27.20  
1A1310400.30.20

+

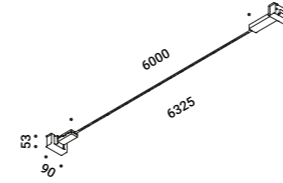


REMOTE DRIVER  
1Z1120390

+



CONTROLLER  
1Z2170010

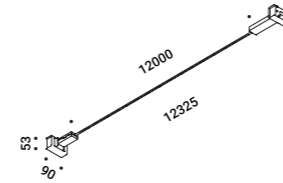


FLASH 6 DE

Dual emission  
110W  
48V DC  
2700K - Up 7494lm - Down 7494lm /  
3000K - Up 7688lm - Down 7688lm  
CRI >90  
Driver not included

CE IP20

Matt White - 2700K	1A1290300.27.20
Matt White - 3000K	1A1290300.30.20
Matt Black - 2700K	1A1290400.27.20
Matt Black - 3000K	1A1290400.30.20

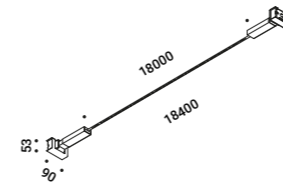


FLASH 12 DE

Dual emission  
220W  
48V DC  
2700K - Up 14988lm - Down 14988lm /  
3000K - Up 15366lm - Down 15366lm  
CRI >90  
Driver not included

CE IP20

Matt White - 2700K	1A1300300.27.20
Matt White - 3000K	1A1300300.30.20
Matt Black - 2700K	1A1300400.27.20
Matt Black - 3000K	1A1300400.30.20



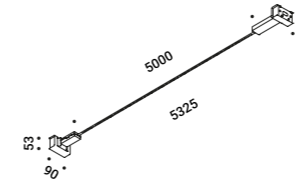
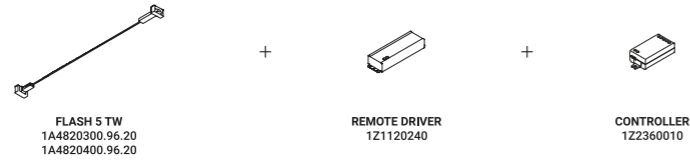
FLASH 18 DE

Dual emission  
330W  
48V DC  
2700K - Up 22482lm - Down 22482lm /  
3000K - Up 23004lm - Down 23004lm  
CRI >90  
Driver not included

CE IP20

Matt White - 2700K	1A1310300.27.20
Matt White - 3000K	1A1310300.30.20
Matt Black - 2700K	1A1310400.27.20
Matt Black - 3000K	1A1310400.30.20

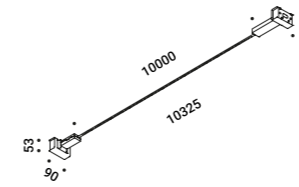
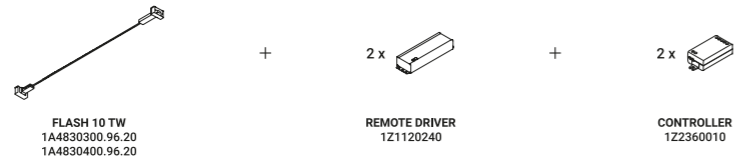
FLASH 5 TW



**FLASH 5 TW**  
Tunable White  
96W  
24V DC  
2700K - 4690lm / 6500K - 5190lm  
CRI >90  
Driver not included  
CE IP20

Matt White - 2700K / 6500K	1A4820300.96.20
Matt Black - 2700K / 6500K	1A4820400.96.20

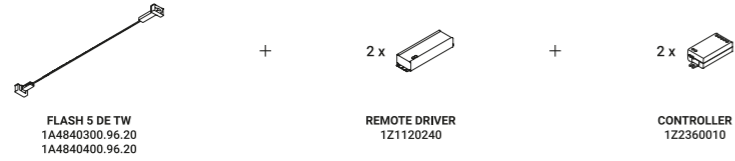
FLASH 10 TW



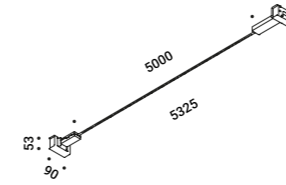
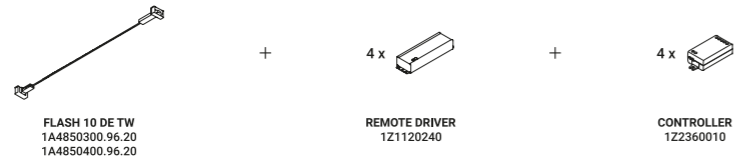
**FLASH 10 TW**  
Tunable White  
192W  
24V DC  
2700K - 9380lm / 6500K - 10380lm  
CRI >90  
Driver not included  
CE IP20

Matt White - 2700K / 6500K	1A4830300.96.20
Matt Black - 2700K / 6500K	1A4830400.96.20

FLASH 5 DE TW



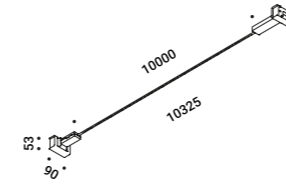
FLASH 10 DE TW



**FLASH 5 DE TW**

Dual emission - Tunable White  
 192W  
 24V DC  
 2700K - 9380lm / 6500K - 10380lm  
 CRI >90  
 Driver not included  
 CE IP20

Matt White - 2700K / 6500K	1A4840300.96.20
Matt Black - 2700K / 6500K	1A4840400.96.20



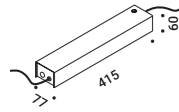
**FLASH 10 DE TW**

Dual emission - Tunable White  
 384W  
 24V DC  
 2700K - 18760lm / 6500K - 20760lm  
 CRI >90  
 Driver not included  
 CE IP20

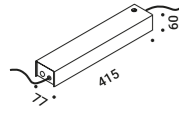
Matt White - 2700K / 6500K	1A4850300.96.20
Matt Black - 2700K / 6500K	1A4850400.96.20

## Compulsory accessories / Accessori obbligatori

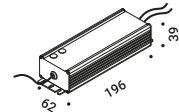
## Drivers / Alimentatori



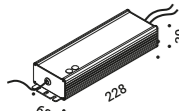
Driver with plug / Alimentatore con spina				Not included
Matt White	Input 100-240V - 50/60Hz Output 48V - Max 80W - IP20 Dimmer on board	FLASH 6	1X0060300.01.06	
Matt Black	Input 100-240V - 50/60Hz Output 48V - Max 80W - IP20 Dimmer on board	FLASH 6	1X0060400.01.06	



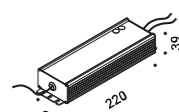
Driver with plug / Alimentatore con spina				Not included
Matt White	Input 100-240V - 50/60Hz Output 48V - Max 150W - IP20 Dimmer on board	FLASH 12	1X0060300.02.06	
Matt Black	Input 100-240V - 50/60Hz Output 48V - Max 150W - IP20 Dimmer on board	FLASH 12	1X0060400.02.06	



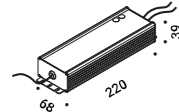
Driver / Alimentatore				Not included
100-240V	48V/80W/IP67/1-10V	FLASH 6 / FLASH 6 DE	1Z1120400	



Driver / Alimentatore				Not included
100-240V	48V/150W/IP67/1-10V	FLASH 12 / FLASH 12 DE	1Z1120250	



Driver / Alimentatore				Not included
100-240V	48V/240W/IP67/1-10V	FLASH 18 / FLASH 18 DE	1Z1120390	

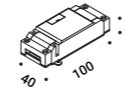


Driver / Alimentatore				Not included
100-240V	24V/120W/IP67/1-10V	FLASH 5 TW / FLASH 10 TW / FLASH 5 DE TW / FLASH 10 DE TW	1Z1120240	

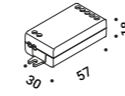
The sizes are expressed in millimeters.

## Compulsory accessories / Accessori obbligatori

## Drivers / Alimentatori



Controller				Not included
	DALI - PUSH - 0/1-10V - TRIAC - IP20	FLASH 6 / FLASH 12 / FLASH 18 / FLASH 6 DE / FLASH 12 DE / FLASH 18 DE	1Z2170010	



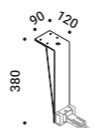
Controller Casambi - Tunable White				Not included
		FLASH 5 TW / FLASH 10 TW / FLASH 5 DE TW / FLASH 10 DE TW	1Z2360010	

## Optional accessories / Accessori opzionali

## Installation kits / Kit d'installazione



Spacer / Distanziale				Not included
Matt White	For driver kit with plug	FLASH 6 / FLASH 12	1A4930300.00.00	
Matt Black	For driver kit with plug	FLASH 6 / FLASH 12	1A4930400.00.00	



Ceiling installation kit / Kit d'installazione da soffitto				Not included
Matt White			1A0080300.00.00	
Matt Black			1A0080400.00.00	



Kit wall connection vertical sloped 45° / Kit attacco da parete per inclinazione verticale 45°				Not included
Matt White			1A0120300.00.00	
Matt Black			1A0120400.00.00	



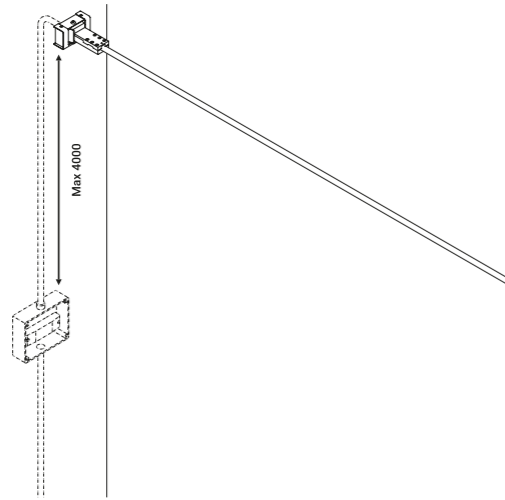
Kit wall connection sloped right 75° / Kit attacco da parete per inclinazione 75° destro				Not included
Matt White			1A0340300.00.00	
Matt Black			1A0340400.00.00	



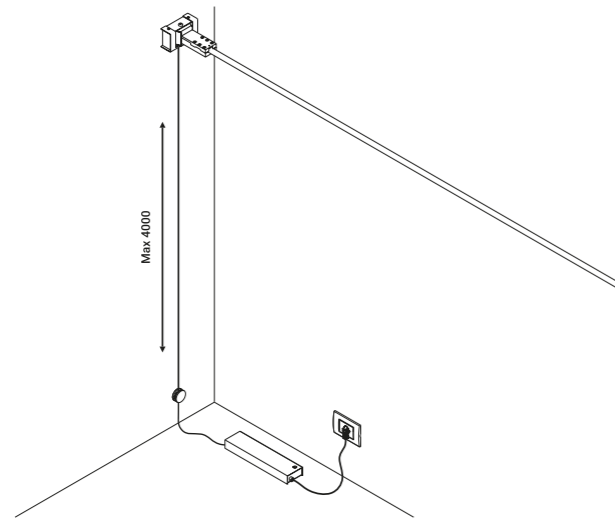
Kit wall connection sloped left 75° / Kit attacco da parete per inclinazione 75° sinistro				Not included
Matt White			1A0350300.00.00	
Matt Black			1A0350400.00.00	



Swallows / Rondini				Not included
Matt Black			1A0800400.00.00	

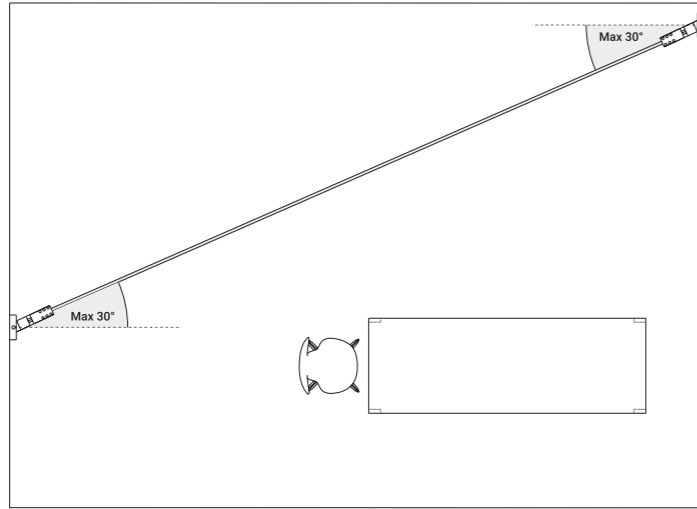


Example of installation with remote driver

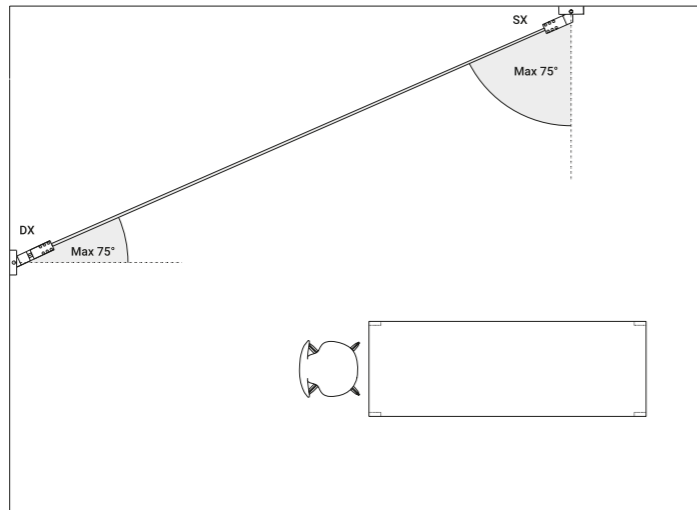


Example of installation with driver with plug

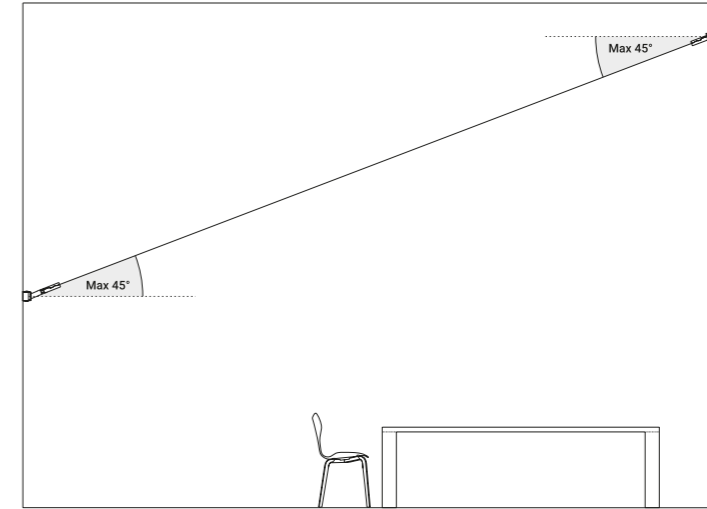




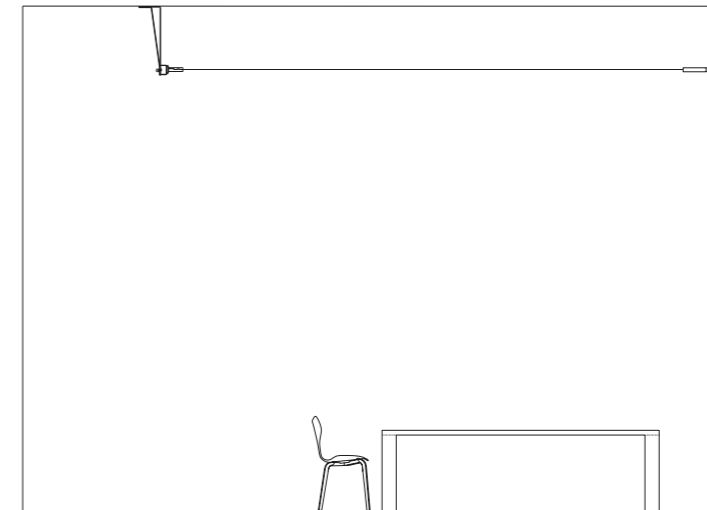
Example of installation with max rotation 30°



1A0340400.00.00 - 1A0350400.00.00 - Example of installation with kit wall connection sloped 75°



1A0120400.00.00 - Example of installation with kit wall connection vertical sloped 45°



1A0080400.00.00 - Example of installation with ceiling installation kit